

High efficiency LED pendant luminaires

Circular pendant luminaire with die-cast aluminium body and a choice of satin sparkle or opal diffuser. Direct and indirect illumination with red, green and blue uplight facility. Surface mounted option available.

Applications: Atriums, reception areas, retail, schools, stairwells.

- High efficiency satin sparkle or opal polycarbonate diffuser
- Direct/indirect illumination
- Uplight white as standard with red, green and blue options
- Supplied fully assembled
- Suspended or surface mounted versions
- SmartScan wireless technology removes the need for control cabling. Ideal for retro-fit

Notes: Emergency output on downlight only



IP40

Up to 127.1 LL/CW

SMARTSCAN

LUXGUARD

Specification

Mounting	Surface Suspended	IP rating	IP40
Max presence detection height	8 m		

Lighting

Optic	Opal diffuser Satin sparkle diffuser	Lumen output	6,705 lm - 14,395 lm
Efficacy	Up to 127.1 LL/CW		

Emergency data

Emergency lumen output	420 lm - 460 lm	Emergency type	Maintained
Emergency duration	3 hours	Battery specification	Nickel Metal Hydride (NiMH)

Power

LED power	52 W - 100 W	Circuit power	60 W - 116 W
-----------	--------------	---------------	--------------

LED characteristics

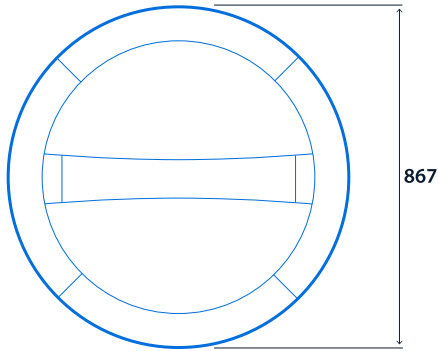
CRI	80+	Colour temperature	4000 K
Rated life (hours)	100 K - L70/B10		

Compliance

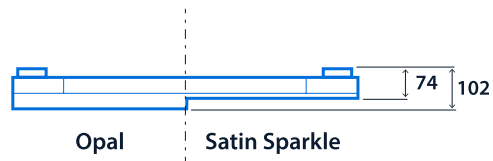
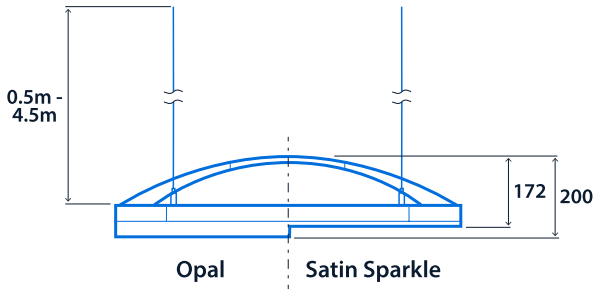
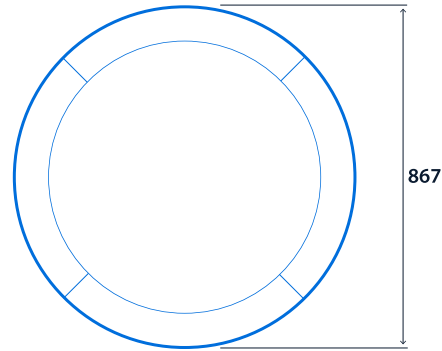
UKCA	Yes	CE	Yes
Energy efficiency class	This product contains a light source of energy efficiency class B		

Dimensions


Suspended



Surface



Clara 720



Click or scan here
View Clara 720 variants using
our online filtering tool



Information is correct as of 30 Jan 2025, however must not be interpreted as a guarantee of individual product performance and/or characteristics. We reserve the right to alter specifications and designs without prior notice.