

Recessed or surface LED downlighters

Recessed or surface mounted LED night light designed for use in hospital wards. Manufactured from flame retardant injection moulded polycarbonate.

Provides optimum light levels with extremely low glare optics for maximum patient visual comfort. Complies with the CIBSE 2008 Hospital Lighting Guide (LG2).

Applications: hospital wards.

- Complies with the CIBSE 2008 Hospital Lighting Guide (LG2)
- Highly efficient 1.5W LED
- LED driven at low current for long “maintenance free” life
- Surface version supplied complete with high quality integral electronic driver



Up to IP40

56 LL/CW

Specification

Mounting	Recessed Surface	IP rating	Up to IP40
----------	---------------------	-----------	------------

Lighting

Lumen output	112 lm	Efficacy	56 LL/CW
--------------	--------	----------	----------

Power

LED power	1.5 W	Circuit power	2 W
-----------	-------	---------------	-----

LED characteristics

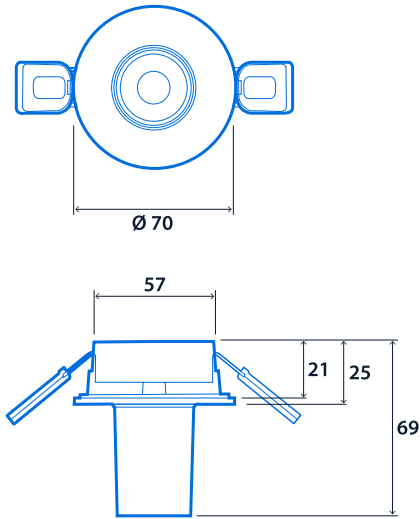
CRI	70+	Colour temperature	4000 K
Rated life (hours)	60 K - L80/B10		

Compliance

UKCA	Yes	CE	Yes
------	-----	----	-----


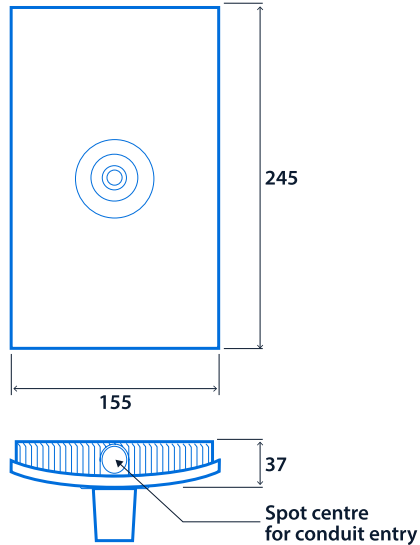
Dimensions

Recessed Version

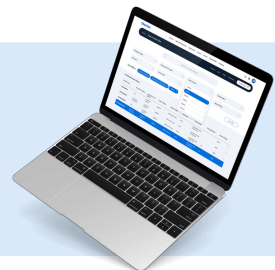


Cut-out - $\varnothing 60$
Minimum void depth - 60

Surface Version



Click or scan here
View LED Night Light variants
using our online filtering tool



Information is correct as of 21 Jan 2025, however must not be interpreted as a guarantee of individual product performance and/or characteristics. We reserve the right to alter specifications and designs without prior notice.