

Enables switching of standard luminaires from SmartScan wireless signals

Allows integration of non-dimming luminaires into a SmartScan installation. Connected luminaires are switched according to signals received on the Motionline.

- Steel body finished full polyester powder coat in white
- Allows integration of non-dimming luminaires into a SmartScan installation
- Connected luminaires are switched according to SmartScan wireless signals
- Modular wired version for use with 3-pole LCM leads for fast installation
- Three scenes can be set, options for ON or OFF for each scene
- Adjustable time delay to off from 30 seconds to 10 hours
- 5A maximum total load
- Operates with standard SmartScan Touch Plate and configured with hand held Programmer



Specification

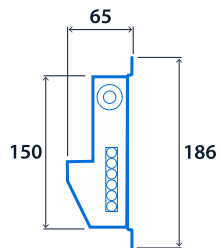
IP rating **IP20**

Compliance

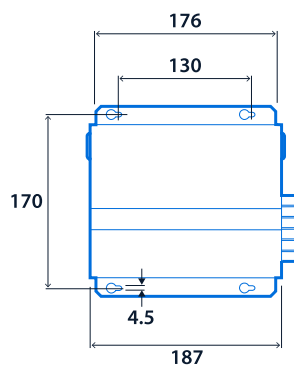
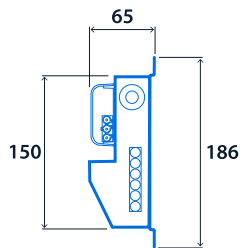
UKCA **Yes** CE **Yes**

Dimensions


Conventional Wiring



Modular Wiring



SmartScan Hub



Click or scan here
View SmartScan Hub variants
using our online filtering tool



Information is correct as of 31 Jan 2025, however must not be interpreted as a guarantee of individual product performance and/or characteristics. We reserve the right to alter specifications and designs without prior notice.